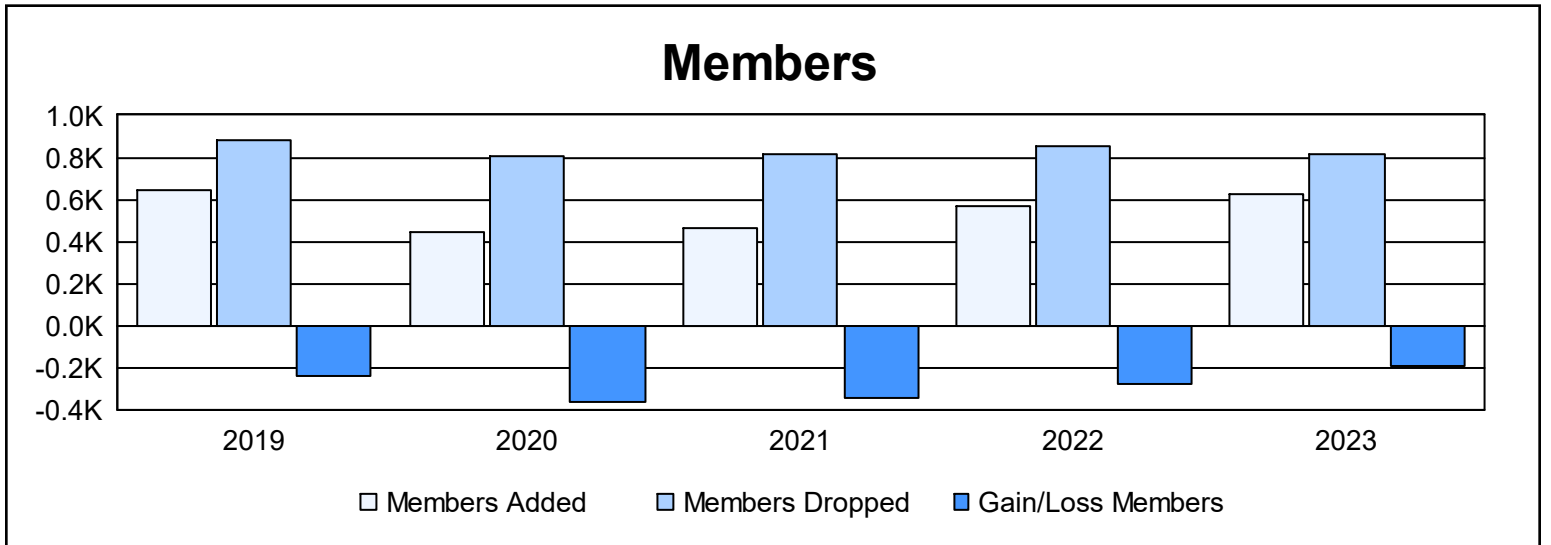
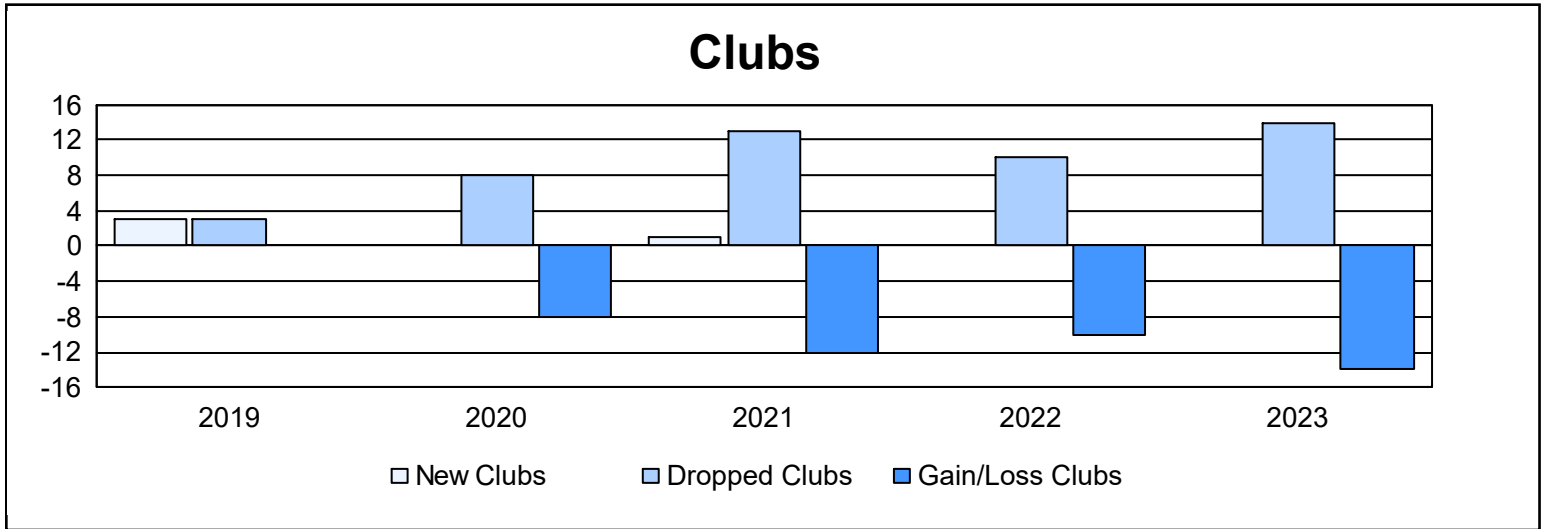
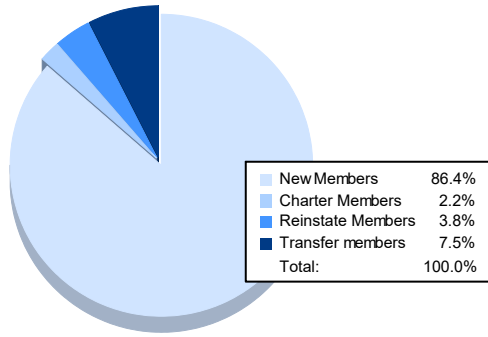


| Year | New Clubs | Dropped Clubs | Gain/ Loss Clubs | New Members | Charter Members | Reinstate Members | Transfer Members | Total Member Added | Total Members Dropped | Gain/ Loss Members |
|----------------|-----------|---------------|------------------|-------------|-----------------|-------------------|------------------|--------------------|-----------------------|--------------------|
| 2018-2019 | 3 | 3 | 0 | 496 | 90 | 12 | 42 | 640 | 880 | -240 |
| 2019-2020 | 0 | 8 | -8 | 348 | 16 | 37 | 39 | 440 | 802 | -362 |
| 2020-2021 | 1 | 13 | -12 | 353 | 23 | 26 | 63 | 465 | 812 | -347 |
| 2021-2022 | 0 | 10 | -10 | 471 | 8 | 55 | 33 | 567 | 849 | -282 |
| 2022-2023 | 0 | 14 | -14 | 541 | 14 | 24 | 47 | 626 | 816 | -190 |
| Average | 1 | 10 | -9 | 442 | 30 | 31 | 45 | 548 | 832 | -284 |



Membership Composition June 2023 Cumulative



Gender Composition June 2023 Cumulative

